

**S** CUMS & SMELLS

**W** EATHER

**I** NLETS

**M** OIVING WATER

**S** TAND OUT

**A** CCLIMATISE

**F** RIENDS

**E** NTRY & EXIT POINTS

**R** E-WARM




LOOK OUT FOR  
BLUE-GREEN ALGAE



DO THE SNIFF TEST

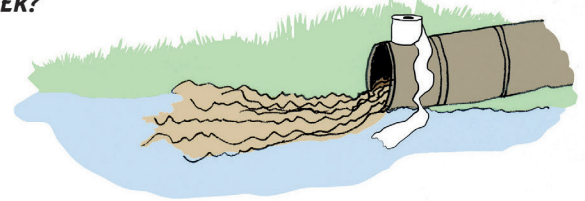


IS IT TOO COLD OR WINDY?



HEAVY RAIN AND RUNOFF  
CAN CARRY POLLUTANTS

IS THERE EVIDENCE OF SEWAGE ENTERING THE WATER?




CONSIDER TIDES AND CURRENTS




BE VISIBLE; USE A TOW FLOAT



ENTER SLOWLY, FEET  
FIRST, TO REDUCE RISK OF  
'COLD-WATER SHOCK'



IT'S SAFER TO SWIM WITH OTHERS



KNOW WHERE THEY ARE  
... ARE THEY ACCESSIBLE?



REDUCE RISK OF 'AFTERDROP'. WEAR  
WARM CLOTHES, HAVE A WARM DRINK,  
KEEP MOVING!

